


ENERVAC

CORPORATION

Engineers and Manufacturers of

Model E809A

STORAGE INDICATORS



E809A-T Tank Mounting Type

To indicate liquid level at the tank. Standard equipment includes two sheave ells, two bar supports, float, marker, 20 feet of 3/32" cable, indicator bar 12 feet or less in length, and the necessary screws, nuts and bolts for mounting.

(Approximate shipping weight — 82 pounds)

The Model E809A Storage Indicators are designed to show the approximate level of liquids in tanks to which they are connected.

They are available in two types. Type T for tank mounting and type W for wall mounting.

The construction is fundamentally the same on both types of indicators: the metal indicator board, graduated in feet and inches (gallonge calibration available at extra cost), an indicator marker to show the approximate level of the liquid, a float, sheave ells, bar supports, and the necessary screws, nuts and bolts for mounting. Sheave ells, indicator marker and name plate finished in black enamel. The metal indicator board is white with black figures.

When ordering, the length of the Indicator Board required should be specified. For gallonge calibration for cylindrical tanks, specify length and diameter of tank, and for rectangular tanks specify length, breadth and width. Inside dimension should be given, also, specifying which is the vertical dimension.

The prices covering gauges calibrated in gallons are for either rectangular tanks or cylindrical tanks with flat heads, up to a height of 12 feet; indicator boards over 12 feet are charged for on the basis of each additional foot required. An additional charge is also made for calibration of indicator boards for odd shaped tanks or for cylindrical tanks with dished heads. If requirements dictate that additional sheaves or cable lengths are needed, they can be supplied at additional cost.

Storage Indicators

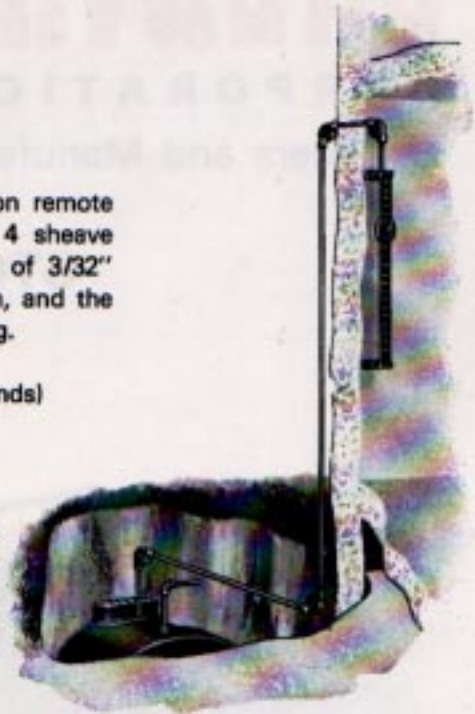
E809A-W Wall Mounting

To make readings available at some location remote from the tank. Standard equipment includes 4 sheave ells, two bar supports, float, marker, 40 feet of 3/32" cable, indicator board 12 feet or less in length, and the necessary screws, nuts and bolts for mounting.

(Approximate shipping weight — 88 pounds)

Option "S"

High and Low level switches can be supplied with both type T & W to provide an adjustable high level and low level alarm or control of system pumps.



MODEL NOMENCLATURE CHART


Code	Calibration
O	Inches*
F	Feet
G	U.S. Gallons
IG	Imp. Gallons
L	Litres

*Standard Calibration is in inches with markings at Full, 3/4, 1/2, 1/4 and Empty.

Note:

If the customer orders the standard 12 foot indicator he can cut and fit it to any size tank he so desires up to the maximum 12 foot in height. Calibration can be either in feet and inches or in gallons. (In the case of gallons Enervac will supply decals to apply in the field in accordance with the tank dimensions.)

E809A



Code	Type
T	Tank Mounting
W	Wall Mounting

Indicator Height
Please specify indicator height required. If over 12 feet an additional charge will be made.

Code	Optional
S	High and Low level switches

Representative

ENERVAC

CORPORATION

700 FRANKLIN BLVD., CAMBRIDGE

ONTARIO, CANADA N1R 5S9

TEL: (519) 623-9890

FAX: (519) 623-8250 / (519) 623-4394

E-MAIL: sales@enervac.com

WEB SITE: www.enervac.com